

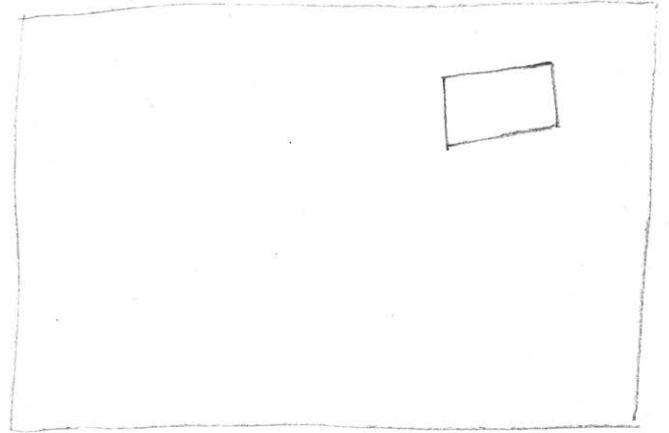
# How to draw a T-Rex

You will need:

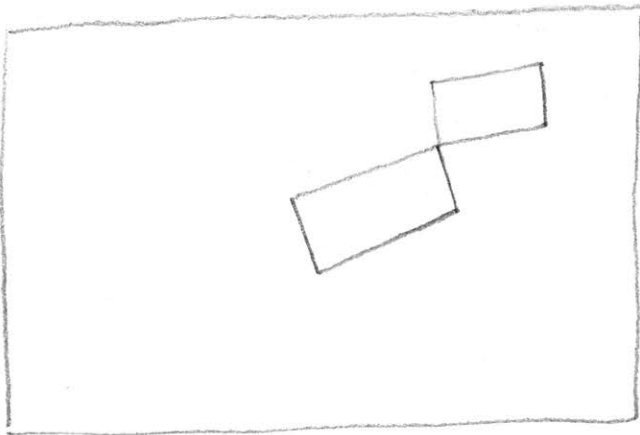
A pencil

a black pen

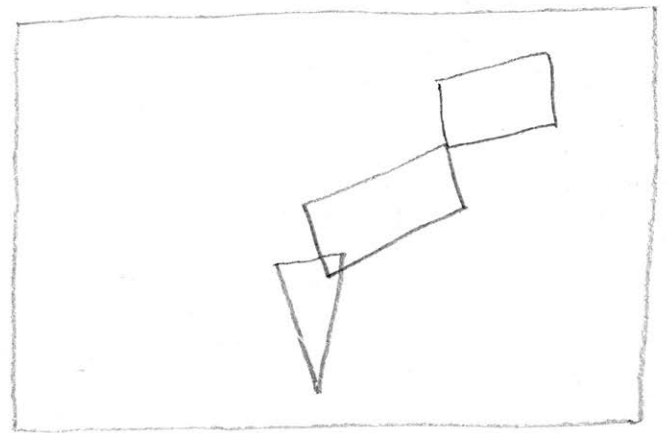
and a piece of paper



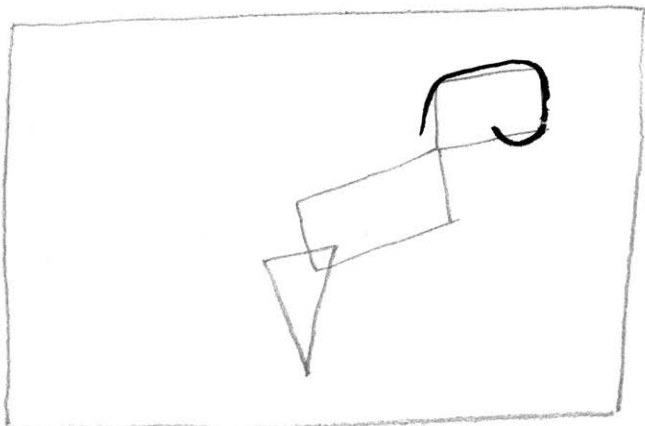
1. In pencil draw a rectangle for the head




2. Add a longer rectangle for the body.

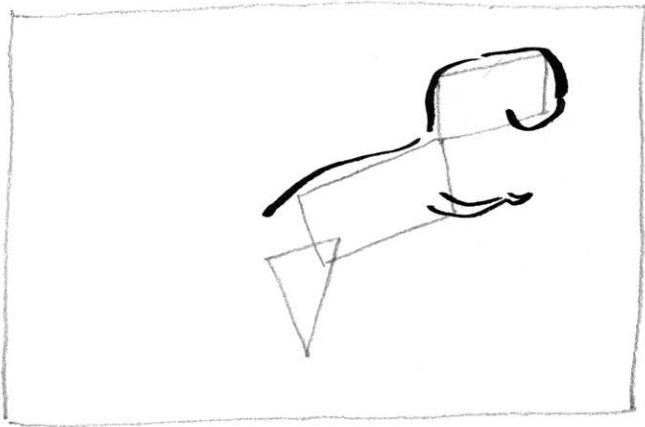


3. And a long triangle for the leg.

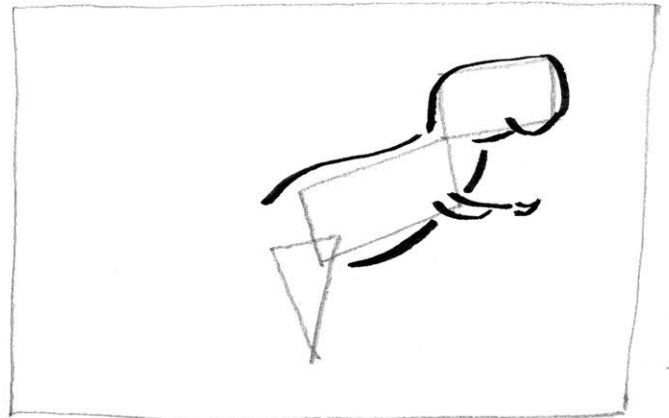


4. In black pen add a curve for the top of the head and a smiley curve underneath for a friendly T-Rex.






5. Draw a wave for the T-Rex's back. Add two curves for the arm and two little ones for the hand.




6. Add a belly and a little line to join up under the head.




7. Draw on a tail. Next turn the triangle into a leg with curvey lines and add a T-Rex foot.

*8. Oh dear, this T-Rex is having to hop!  
We better add another leg!*



*That's better!*



9. Add a little dot for the eye, a curley 'c' for the nostril and some triangles down the back

and this T-Rex is ready to go...

*for an icecream!*

