

ACTIVITY PACK

THE TALES OF **MR WALKER**

a hotel dog with a nose for adventure



JESS BLACK

ILLUSTRATED BY SARA ACTON

PUFFIN BOOKS
Penguin.com.au




The Tales of Mr Walker ACTIVITY PACK

In this pack you will find:

- 2 x Colouring sheet
- 1 x Cut out and colour in Mr Walker bookmark
- 1 x Origami Mr Walker bookmark


Have fun colouring and creating with Mr Walker!




THE TALES OF MR WALKER

JESS BLACK
ILLUSTRATED BY SARA ACTON

Mr Walker is a hotel dog with a nose for adventure.
Can you colour in this picture of Mr Walker helping
with the luggage trolley at the hotel?




©saraactonillustration



THE TALES OF MR WALKER

JESS BLACK
ILLUSTRATED BY SARA ACTON

Can you colour in this picture of Mr Walker
and his friends playing in the park?



©saraactonillustration

'As much as Mr Walker enjoyed being around the staff and guests of the hotel, he loved running around with his friends. After a spot of ball chasing, a race and a sniff of every corner of the dog park, it was time to head back home.'

PUFFIN BOOKS
Penguin.com.au



Make your own **MR WALKER** book mark

Illustrations © 2019 saractonillustration taken from The Tales of Mr Walker by Jess Black and Sara Acton


Cut out
book mark

Colour in
Mr Walker



←
Hole punch the top
of your book mark
and thread through
a ribbon

You could decorate
the otherside of your
book mark with a
trail of Mr Walker
paw prints




Happy Reading!

PUFFIN BOOKS
Penguin.com.au

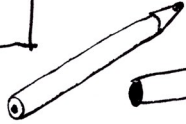
Make a Mr Walker Origami bookmark

You will need:

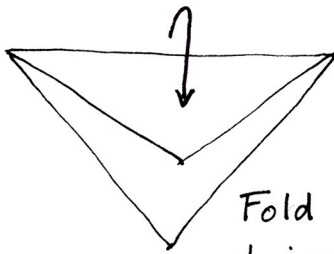



square paper

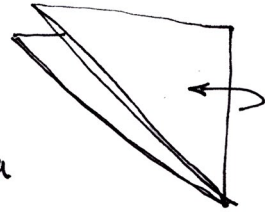
Pink pencil



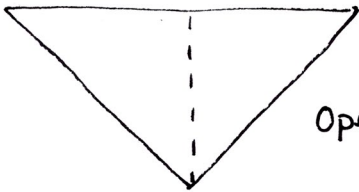
Black pen



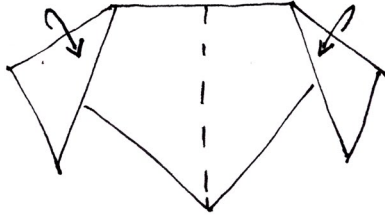
Fold into a triangle



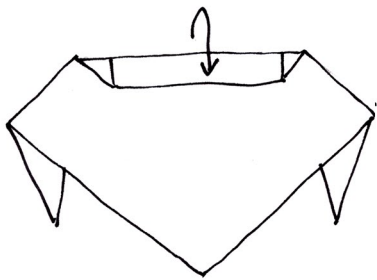
Fold again



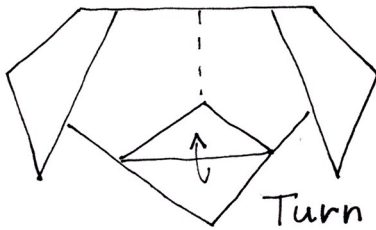
Open back out



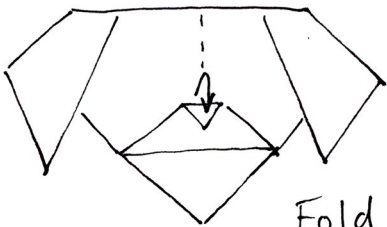
turn down corners for ears



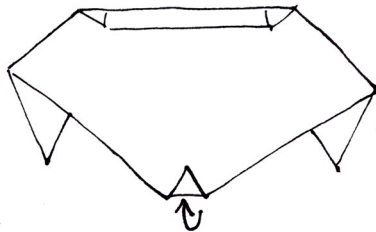
Turn over and fold top back




Turn back and fold up the front sheet of the bottom flap



Fold the tip down for the nose




Turn over and fold up the tip of the back flap



Draw on some eyes, colour in the nose and add a pink tongue.

Woof!



A Mr Walker bookmark
to save the place in your favourite book

